



BETEC® 110, 140, 180, 516

High performance grouts

Product Description

BETEC® 110, 140, 180 & 516 are cement based, shrink-compensated grouts with high initial and final strength development, superior applicability and high load bearing surface, suitable for all grouting works in the safest, most targeted and productive way.

Advantages

- High early- and final strength properties to strength class C60/75 for structural connections, static and dynamic load bearing.
- High load bearing surface for long-term maintenance free construction of foundations.
- Extended open times and exceptional rheology for a fast, easy and cost effective application by pumping or pouring.
- Self-compacting and controlled volume expansion.
- Certified according DAfStb guideline and CE marked according to EN 1504-6.



Certification



- Certificate of compliance according to DAfStb-guideline. „Production and application of cement-based grouting concrete and mortars“ (edition November 2011).
- CE certified according to EN 1504-6.

Field of Application

All grouting applications where superior applicability, high performance and durable connections are required:

- Assembly of precast structures.
- Grouting of bridge bearings and bridge support structures.
- Grouting foundations of machinery and industrial equipment.
- Wind turbine assembly and foundation grouting.
- Rail anchoring and underfilling in industry and MRT segments.
- Under water grouting applications.

Product Properties

Technical Data/Properties^(*)

		BETEC® 110	BETEC® 140	BETEC® 180	BETEC® 516
Properties	Unit	Value*			
Grain size	[mm]	0-1	0-4	0-8	0-16
Application thickness	[mm]	5 - 35	15 - 120	≥30	≥60
Consistency	[-]	High Flowable			
Flow class	[mm]	f ₃ (≥ 750)	f ₂ (650 -740)	a ₂ (600 – 690)	a ₂ (600-690)
Maximum water quantity	[l /25 kg]	3.6	2.9	2.4	2.8
- At +5°C		3.3	2.6	2.3	2.5
- At +20°C		3.0	2.3	2.2	2.3
- At +30°C					
Open time	[min]	≈ 90			
Application temperature	[°C]	+5 to +30			
Shrinkage class	[-]	SKVM II		SKVB I	
Expansion	[Vol-%]	≈ 0.9			
Fresh mortar density	[kg/dm³]	≈ 2.2	≈ 2.2	≈ 2.3	≈ 2.4
Yield (25kg bags)	[l]	12 to 13			
Calculation quantity	[kg/m³]	1950	2000	2110	2190
Strength development	[-]	Fast			
Early strength class after 24h	[-] [MPa]	A ≥ 40			
Compressive strength (**)	[MPa]	≥ 40			
- 24 h		≥ 85			
- 28 days		≥ 90			
- 91 days					
Final strength class	[-]	C 60/75			
Exposure classes (***)	[-]	X0, XC1-XC4, XD1-XD3, XS1-XS3, XA1-XA2, XF1-XF3			
Moisture classes (****)	[-]	WO, WF, WA			
Shelf life	12 Months Stored under cover, clear of the ground, protected from all sources of moisture and frost.				
Packaging	Bags of 25 kg with plastic liner. 40 bags per pallet (1000kg)				
Appearance	Grey powder				

^(*)Typical values in production control. All tests were executed under a conditioned temperature of 21°C and 65% RH.

^(**) Compressive strengths measurements based on prisms 4x4x16cm (BETEC® 110 & BETEC® 140) and cubes with length size of 150mm (BETEC® 180 & BETEC® 516).

^(****) According to EN 206-1:2001 in combination with DIN 1045-2.

Application

1. Preparation of Substrate

- Substrate preparation has to be according EN 1504-10 part 7.
- The substrate has to be free from dirt, grease, laitance, loose concrete, loose particles or layers which could adversely affect adhesion.
- Remove all damaged concrete and prepare substrate by sand or grid blasting, high pressure water jetting, or other methods until base concrete is exposed, offering sufficient roughness (bond) and open pores.
- The substrate must be pre-wetted with clean water until saturated. The substrate should be damp, but without free standing water.
- The substrate must be frost-free and have a cohesion of minimum 1.5 N/mm².

2. Mixing

- The product has to be mixed using a suitable forced action mixer (400-600rpm). The mixing head must be completely immersed in the powder.
- Add 4/5 of the required quantity of water into the mixer and mix for 2 minutes. Add the remaining quantity of water. The water content can be varied to obtain the desired consistency. Never use more than the maximum water quantity. Mix for an additional 2 minutes until a lump-free, homogeneous mixture is obtained.
- The mixing time depends on the type of mixer. 4 minutes is the minimum.
- The mixture must be allowed to rest to release air entrapped during mixing.
- Once the grout is ready mixed, apply immediately. Do not prepare more material than can be used within the open time of the material.
- When the grout starts to set, remix but never add more water.

3. Application

- The material is always poured or pumped from one side or corner in one continuous application. A dense and non-absorbent formwork is necessary. To prevent air entrapment, sufficient ventilation holes must be provided.
- Do not vibrate.
- When grouting large areas, apply the grout by using worm/screw pumps.

4. Curing

- After treatment has to be according EN 13610 in combination with DIN EN 1045-3.
- In warm or windy conditions protect the applied material from dehydration by mist-spraying with clean water or protective tarpaulins until the initial set has taken place.
- In cold conditions cover with insulated tarpaulin, polystyrene or other insulating material. Protect surfaces against frost and rain until final set has taken place.
- In cold, humid or unventilated areas it can be necessary to allow for a longer curing period, or to introduce forced air movement to avoid

condensation. Never use dehumidifiers during the curing period or within 28 days after application.

- Formwork should not be removed for at least 48 hours.
- The after-treatment should be at least 5 days.
- The after-treatment should take place as soon as possible, at the latest when the material surface starts to set.
- As an alternative to the conventional treatment methods, suitable curing agents can be used to prevent rapid water loss.

5. Cleaning and maintenance

- Mixing and application equipment should be cleaned immediately with clean water. Hardened material needs to be removed mechanically.

6. Special remarks


- Cementitious materials can lead to incompatibilities under certain conditions in combination with non-ferrous metals (such as aluminium, copper, zinc).
- Low temperatures reduce flow and delay the early strength development. High temperatures accelerate the strength development and decrease the open time of the material.
- Depending on geometry and application thickness, reinforcement steel can be necessary.
- Lateral grouting overhang should be kept as low as possible (approx. 20-50mm).

Health & Safety


BETEC® 110, 140, 180 and 516 are products based on cement and can therefore cause burns to skin and eyes, which should be protected during use. Wear gloves and protective eye shields. Wearing a dust mask is advised. Treat splashes to eyes and skin immediately with clean water. Consult a doctor when irritation continues. If accidentally ingested, drink water and consult a doctor. Users must comply with all risk and safety phrases. MSDS's can be obtained from GCP Applied Technologies or from our website. GISCODE ZP1.

CE certificate


BETEC® 110


0921
GCP Germany GmbH Pyrmonter Str. 56 D-32676 Lügde Plant Essen
15
GCPESS-109148-01
0921-CPR-2065
EN 1504-6
Anchoring Product


BETEC® 140


0921
GCP Germany GmbH Pyrmonter Str. 56 D-32676 Lügde Plant Essen
11
GCPESS-110067-01
0921-CPR-2065
EN 1504-6
Anchoring Product

BETEC® 180


0921
GCP Germany GmbH Pyrmonter Str. 56 D-32676 Lügde Plant Essen
11
GCPESS-110047-01
0921-CPR-2065
EN 1504-6
Anchoring Product

BETEC® 516


0921
GCP Germany GmbH Pyrmonter Str. 56 D-32676 Lügde Plant Essen
15
GCPESS-109915-01
0921-CPR-2065
EN 1504-6
Anchoring Product

www.gcpat.com

For technical information:

GCP Applied Technologies

580-581, Ipswich Road, Slough, Berkshire SL
1 4 EQ, United Kingdom

T. +44 (0)1753 490000

F. +44 (0)1753 490001

Customer Service: +44 (0)1753 490000 • info.betec@gcpat.com

We hope the information here will be helpful. It is based on data and knowledge considered to be true and accurate, and is offered for consideration, investigation and verification by the user, but we do not warrant the results to be obtained. Please read all statements, recommendations, and suggestions in conjunction with our conditions of sale, which apply to all goods supplied by us. No statement, recommendation, or suggestion is intended for any use that would infringe any patent, copyright, or other third party right

Betec® is a trademark, which may be registered in the United States and/or other countries, of GCP Applied Technologies Inc. This trademark list has been compiled using available published information as of the publication date and may not accurately reflect current trademark ownership or status.

© Copyright 2016 GCP Applied Technologies Inc. All rights reserved.
GCP Applied Technologies Inc., 62 Whittemore Avenue, Cambridge, MA 02140 USA.

In UK, GCP Applied Technologies, 580-581, Ipswich Road, Slough, Berkshire, SL 1 4EQ. EQ.

Printed in UK | 04/2017 | Data Sheet Nr. 1.11 RV 0